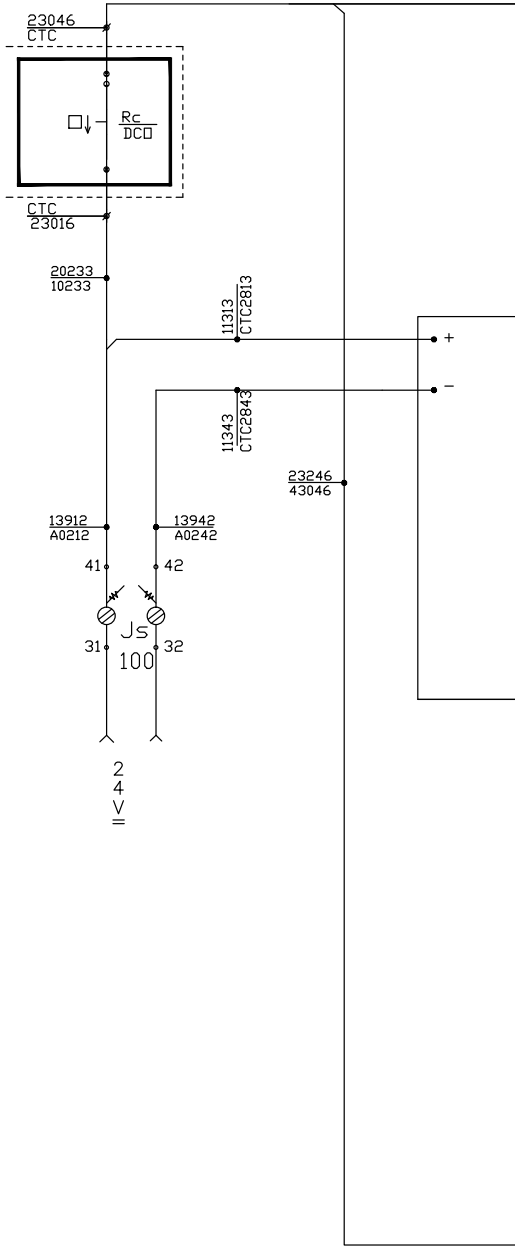
23046
CTC
Rc
DC□
CTC
23016
20233
10233
11313
CTC2813
+
−
11343
CTC2843
23246
43046
13912
A0212
13942
A0242
41
42
31
32
Js
100
24V=

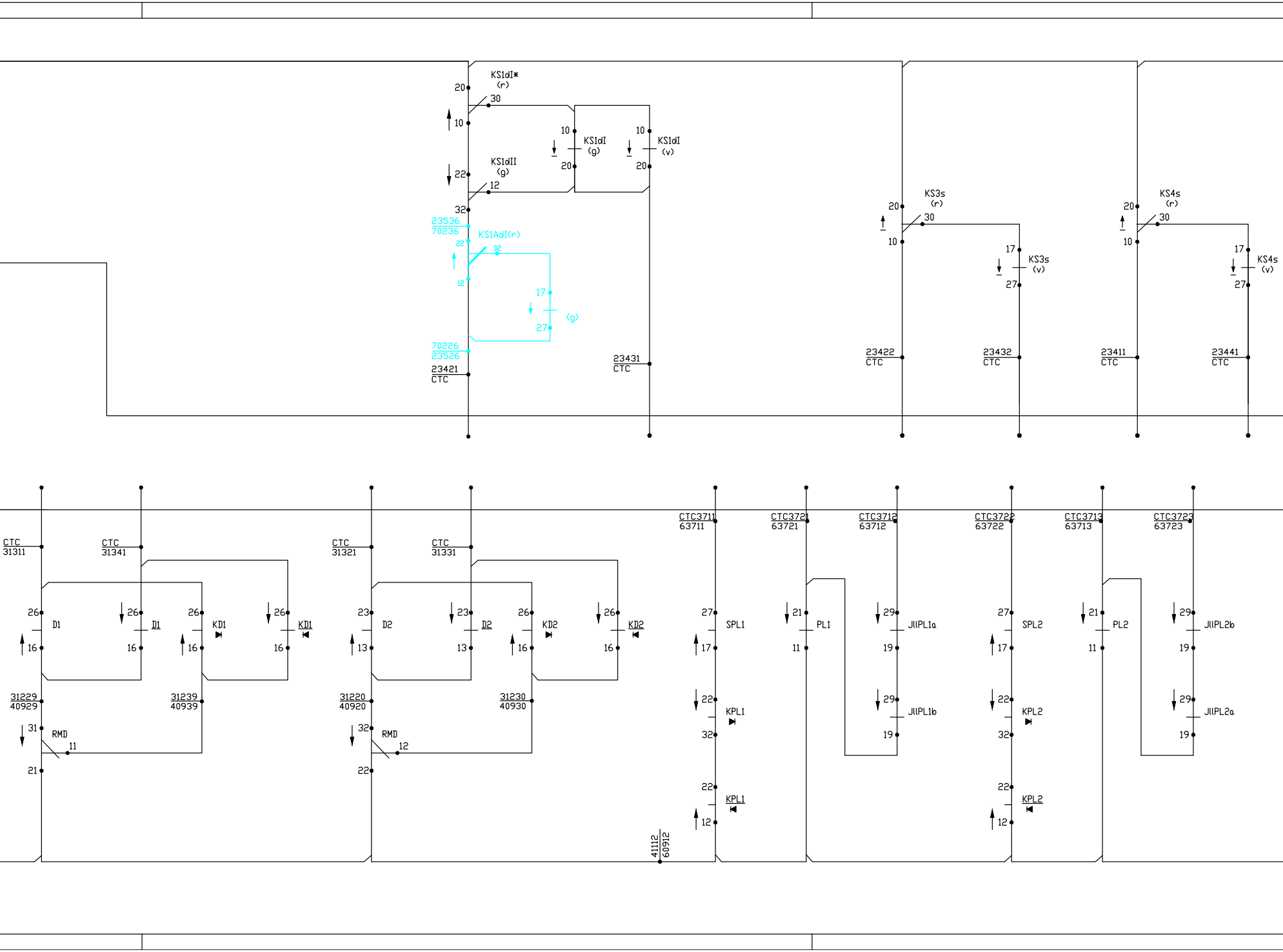
KS1dI*
(r)
20
30
10
22
KS1dII
(g)
12
32
10
KS1dI
(g)
20
10
KS1dI
(v)
20
23536
70236
KS1AdI(r)
22
32
12
17
27
(g)
70226
23526
23421
CTC
23431
CTC
KS3s
(r)
20
30
10
17
KS3s
(v)
27
23422
CTC
23432
CTC
KS4s
(r)
20
30
10
17
KS4s
(v)
27
23411
CTC
23441
CTC
CTC
31311
CTC
31341
26
D1
16
26
D1
16
26
KD1
16
26
KD1
16
31229
40929
31239
40939
31
RMD
11
21
CTC
31321
CTC
31331
23
D2
13
23
D2
13
26
KD2
16
26
KD2
16
31220
40920
31230
40930
32
RMD
12
22
CTC3711
63711
27
SPL1
17
22
KPL1
32
22
KPL1
12
41112
60912
CTC3721
63721
21
PL1
11
CTC3712
63712
29
ЛПL1a
19
29
ЛПL1b
19
CTC3722
63722
27
SPL2
17
22
KPL2
32
22
KPL2
12
CTC3713
63713
21
PL2
11
CTC3723
63723
29
ЛПL2b
19
29
ЛПL2a
19

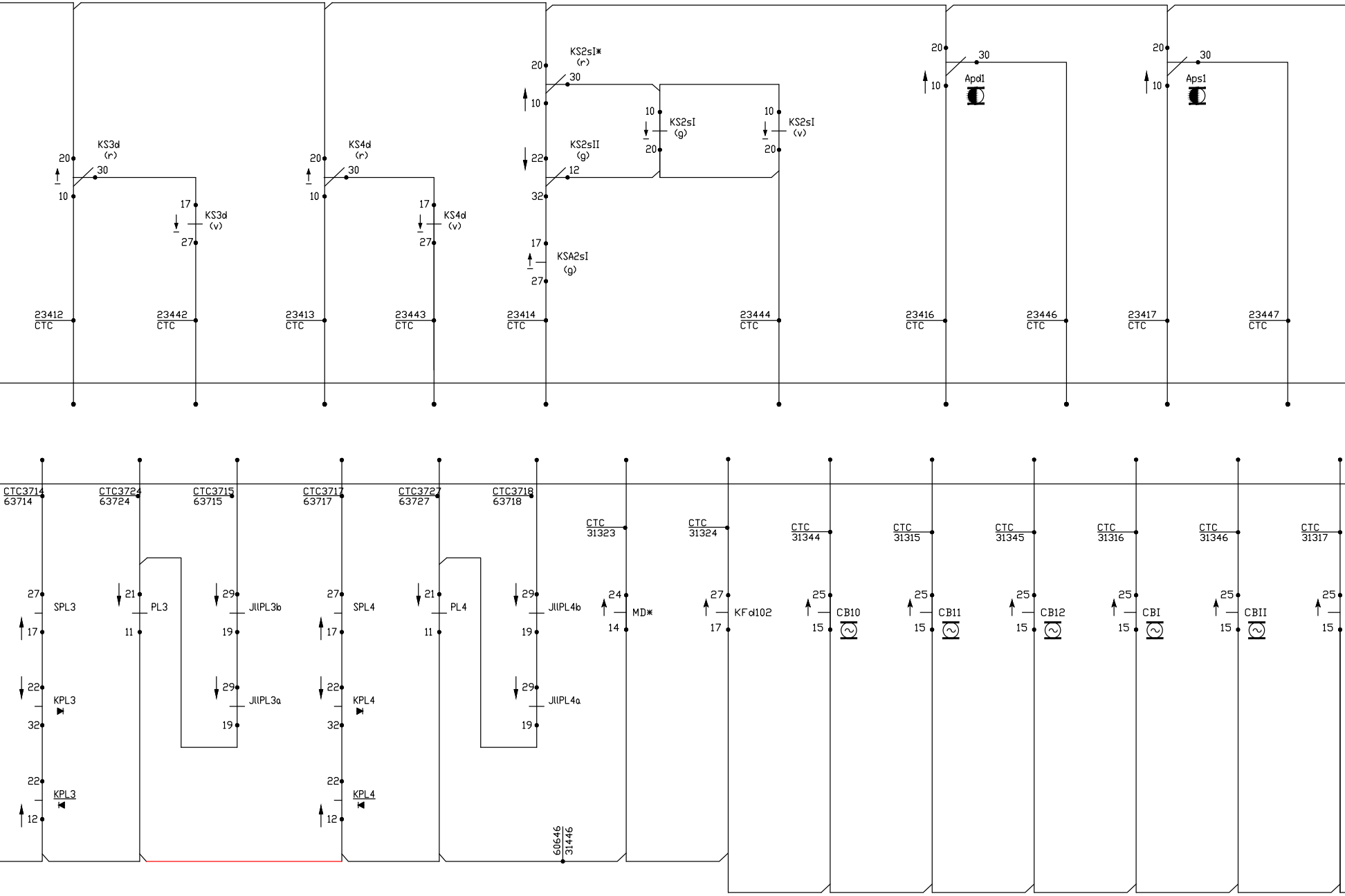
KS3d
(r)
KS3d
(v)
23412
CTC
23442
CTC
KS4d
(r)
KS4d
(v)
23413
CTC
23443
CTC
KS2sI*
(r)
KS2sII
(g)
KSA2sI
(g)
KS2sI
(g)
KS2sI
(v)
23414
CTC
23444
CTC
Apd1
23416
CTC
23446
CTC
Aps1
23417
CTC
23447
CTC
CTC3714
63714
CTC3724
63724
CTC3715
63715
CTC3717
63717
CTC3727
63727
CTC3718
63718
SPL3
PL3
JllPL3b
JllPL3a
KPL3
KPL3
SPL4
PL4
JllPL4b
JllPL4a
KPL4
KPL4
60646
31446
CTC
31323
MD*
CTC
31324
KFd102
CTC
31344
CB10
CTC
31315
CB11
CTC
31345
CB12
CTC
31316
CBI
CTC
31346
CBII
CTC
31317

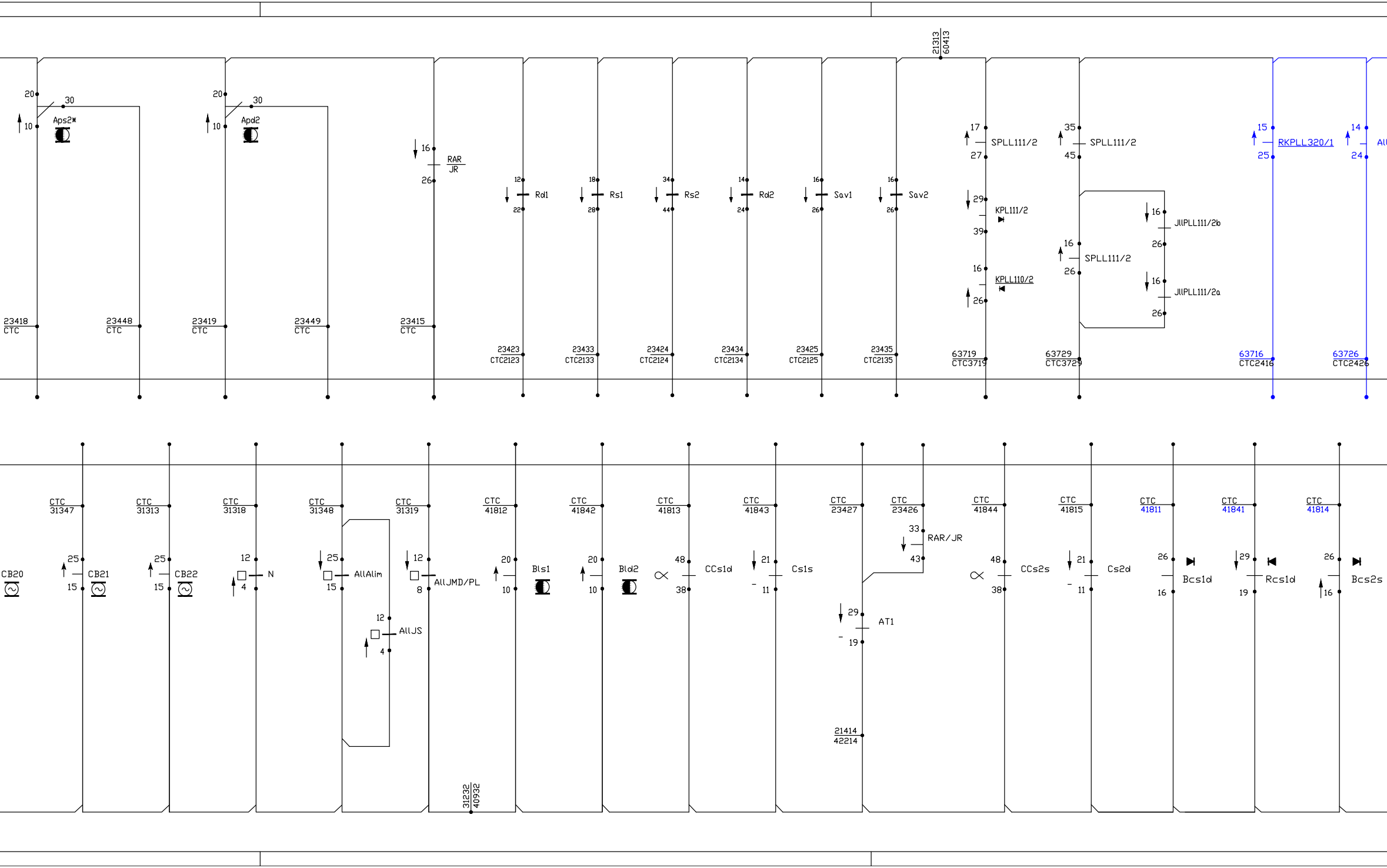
21313
60413
20
30
10
Aps2*
23418
CTC
23448
CTC
20
30
10
Apd2
23419
CTC
23449
CTC
16
RAR
JR
26
23415
CTC
12
Rd1
22
23423
CTC2123
18
Rs1
28
23433
CTC2133
34
Rs2
44
23424
CTC2124
14
Rd2
24
23434
CTC2134
16
Sav1
26
23425
CTC2125
16
Sav2
26
23435
CTC2135
17
SPLL111/2
27
29
KPL111/2
39
16
KPLL110/2
26
63719
CTC3719
35
SPLL111/2
45
16
JllPLL111/2b
26
16
SPLL111/2
26
16
JllPLL111/2a
26
63729
CTC3729
15
RKPLL320/1
25
63716
CTC2416
14
Al
24
63726
CTC2426
CB20
CTC
31347
25
CB21
15
CTC
31313
25
CB22
15
CTC
31318
12
N
4
CTC
31348
25
AllAlim
15
12
AllJS
4
CTC
31319
12
AllJMD/PL
8
31232
40932
CTC
41812
20
Bls1
10
CTC
41842
20
Bld2
10
CTC
41813
48
CCs1d
38
CTC
41843
21
Cs1s
11
CTC
23427
29
AT1
19
21414
42214
CTC
23426
33
RAR/JR
43
CTC
41844
48
CCs2s
38
CTC
41815
21
Cs2d
11
CTC
41811
26
Bcs1d
16
CTC
41841
29
Rcs1d
19
CTC
41814
26
Bcs2s
16

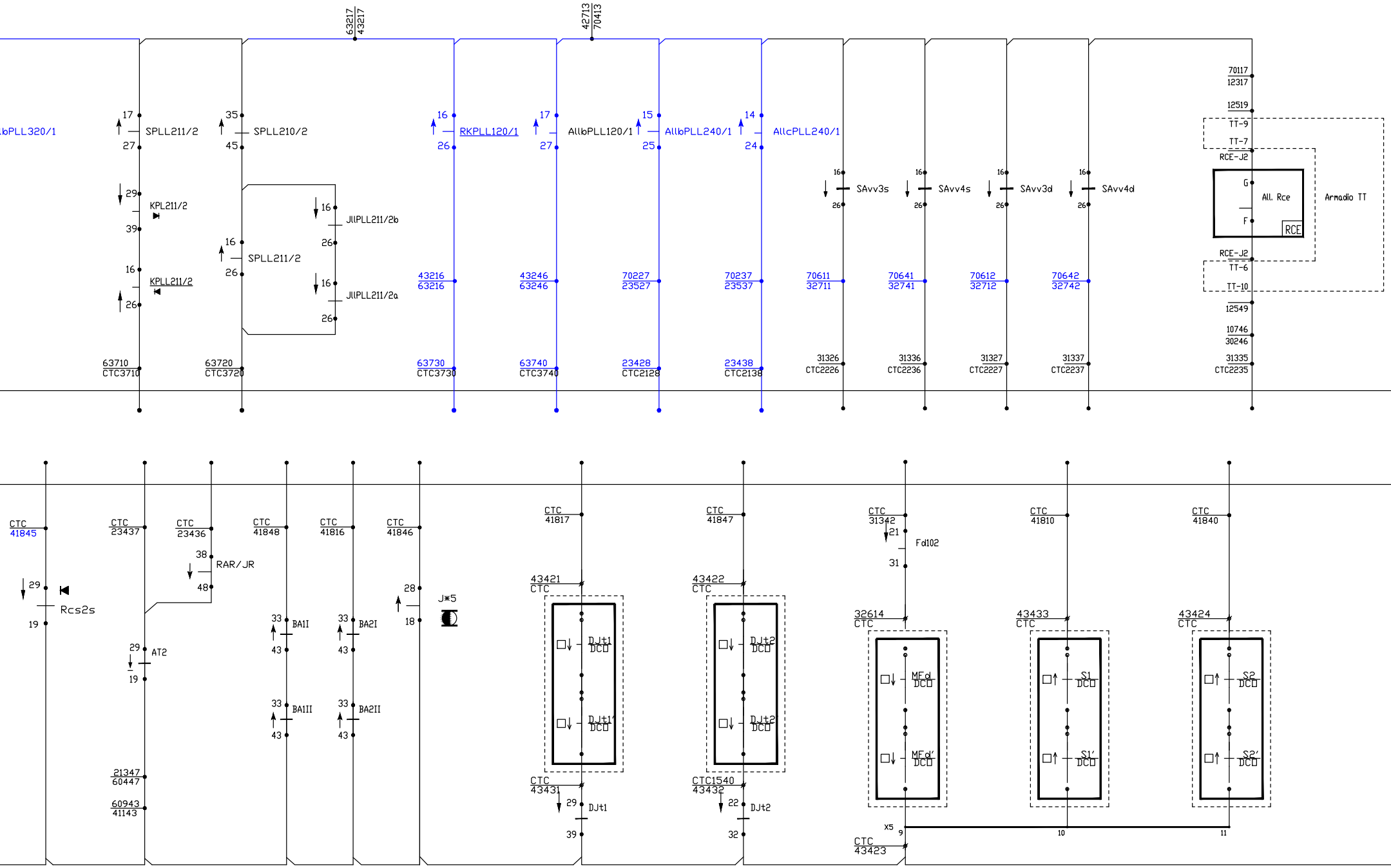
63217
43217
42713
70413
lbPLL320/1
17
SPLL211/2
27
35
SPLL210/2
45
29
KPL211/2
39
16
KPLL211/2
26
16
SPLL211/2
26
16
JIIPLL211/2b
26
16
JIIPLL211/2a
26
16
RKPLL120/1
26
17
AIIbPLL120/1
27
15
AIIbPLL240/1
25
14
AIIcPLL240/1
24
16
SAvv3s
26
16
SAvv4s
26
16
SAvv3d
26
16
SAvv4d
26
43216
63216
43246
63246
70227
23527
70237
23537
70611
32711
70641
32741
70612
32712
70642
32742
63710
CTC3710
63720
CTC3720
63730
CTC3730
63740
CTC3740
23428
CTC2128
23438
CTC2138
31326
CTC2226
31336
CTC2236
31327
CTC2227
31337
CTC2237
70117
12317
12519
TT-9
TT-7
RCE-J2
G
All. Rce
F
RCE
Armadio TT
RCE-J2
TT-6
TT-10
12549
10746
30246
31335
CTC2235
CTC
41845
29
Rcs2s
19
CTC
23437
CTC
23436
38
RAR/JR
48
29
AT2
19
21347
60447
60943
41143
CTC
41848
33
BAII
43
33
BAIII
43
CTC
41816
33
BA2I
43
33
BA2II
43
CTC
41846
28
J*5
18
CTC
41817
43421
CTC
DJt1
DCD
DJt1'
DCD
CTC
43431
29
DJt1
39
CTC
41847
43422
CTC
DJt2
DCD
DJt2'
DCD
CTC1540
43432
22
DJt2
32
CTC
31342
21
Fd102
31
32614
CTC
MFd
DCD
MFd'
DCD
X5
9
CTC
43423
CTC
41810
43433
CTC
S1
DCD
S1'
DCD
10
CTC
41840
43424
CTC
S2
DCD
S2'
DCD
11

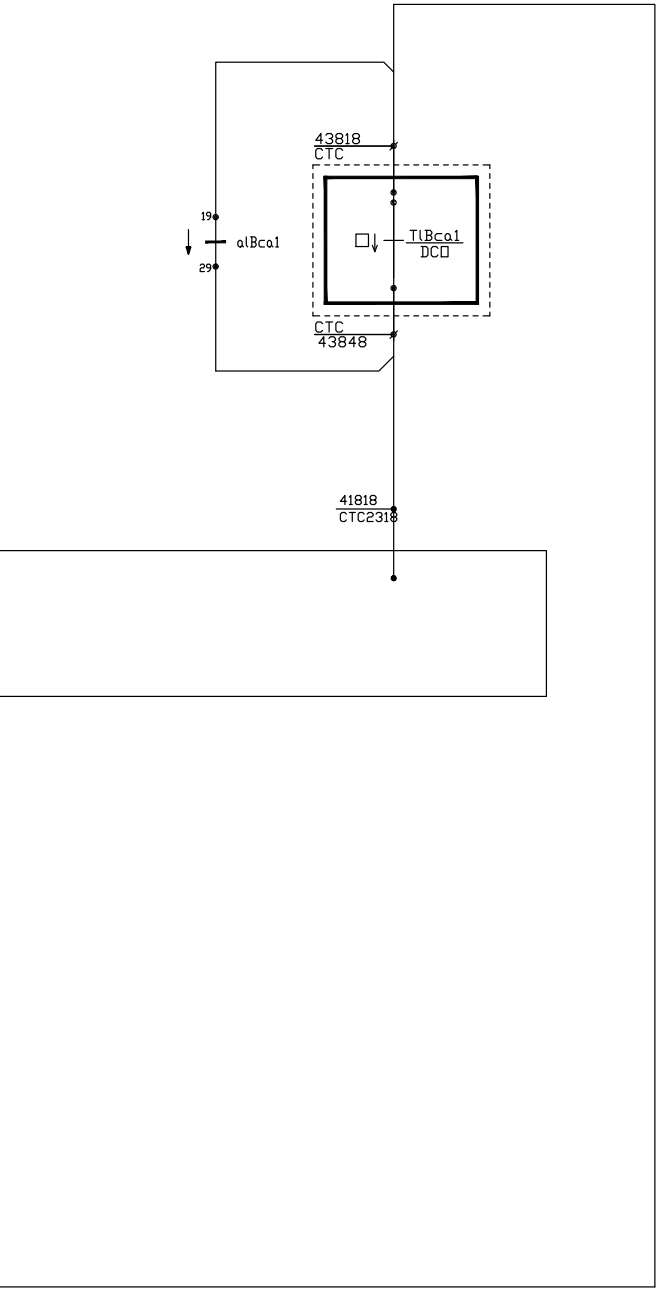
43818
CTC
19
29
alBca1
TlBca1
DC□
CTC
43848
41818
CTC2318

COMMITTENTE:
/FER/ FERROVIE EMILIA ROMAGNA
DIREZIONE DI ESERCIZIO DELLA
FERROVIA PARMA - SUZZARA

SOGGETTO TECNICO:
/FER/ FERROVIE EMILIA ROMAGNA
UFFICIO TECNICO

APPALTATORE:

INTERVENTO:
Progetto PITTI primo stralcio fase 1 linea PARMA - SUZZARA
Comando Centralizzato del Traffico (CTC) sulla Rete Ferroviaria Regionale in
concessione a FER-Ferrovie Emilia Romagna S.r.l.

ADEGUAMENTO SCENARIO FERROVIARIO

Linea: PARMA - SUZZARA
Impianto: Stazione di Luzzara

Elaborato: Circuiti per la trasmissione dei telecontrolli al DCO

Tavola n. 26
Foglio: 01 di 04

Il Responsabile della Progettazione	CODICE ELABORATO	FORMATO	SCALA
	IS.FER.PR_L001.13.T26.0104 REVISIONE: 00	A4L	-

Rev.	Descrizione	Redatto	Data	Verificato	Data	Approvato DE	Data	Approvato UT	Data
00	Nuova Emissione per progetto PITTI 1° stralcio fase 1 e 2	Paini	Ottobre 2011	Berigazzi	Agosto 2012				
01	Adeg. Segnali di Chiamata e Avvio	Paini	Settembre 2012						
02	Agg. dopo verifica e spunta	Berigazzi	giugno 2013						

File: LUZZARA TAV 26-3.dwg
immagine associata: ☐
stile di stampa: RG_&_loghi.ctb

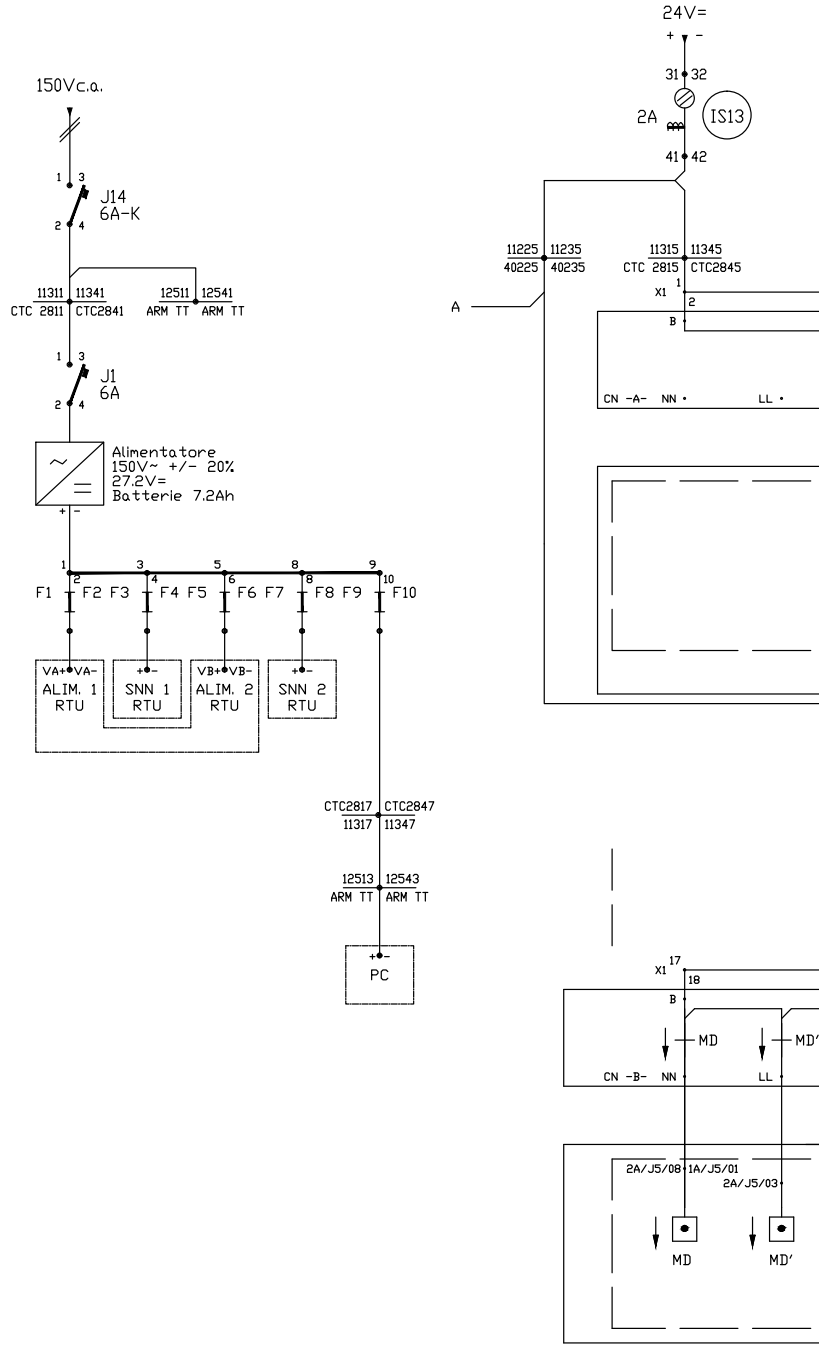
24V=
+
-
31
32
2A
IS13
41
42
150Vc.a.
1
3
2
4
J14
6A-K
11311
11341
CTC 2811
CTC2841
12511
12541
ARM TT
ARM TT
11225
11235
40225
40235
11315
11345
CTC 2815
CTC2845
A
X1
1
2
B
CN -A-
NN
LL
J1
6A
Alimentatore
150V~ +/- 20%
27.2V=
Batterie 7.2Ah
+
-
1
2
3
4
5
6
8
9
10
F1
F2
F3
F4
F5
F6
F7
F8
F9
F10
VA+
VA-
ALIM. 1
RTU
SNN 1
RTU
VB+
VB-
ALIM. 2
RTU
SNN 2
RTU
CTC2817
CTC2847
11317
11347
12513
12543
ARM TT
ARM TT
PC
X1
17
18
B
MD
MD'
CN -B-
NN
LL
2A/J5/08
1A/J5/01
2A/J5/03
MD
MD'

N.B.
CONNETTORE ACEI 11611
CONNETTORE CTC CTC2811

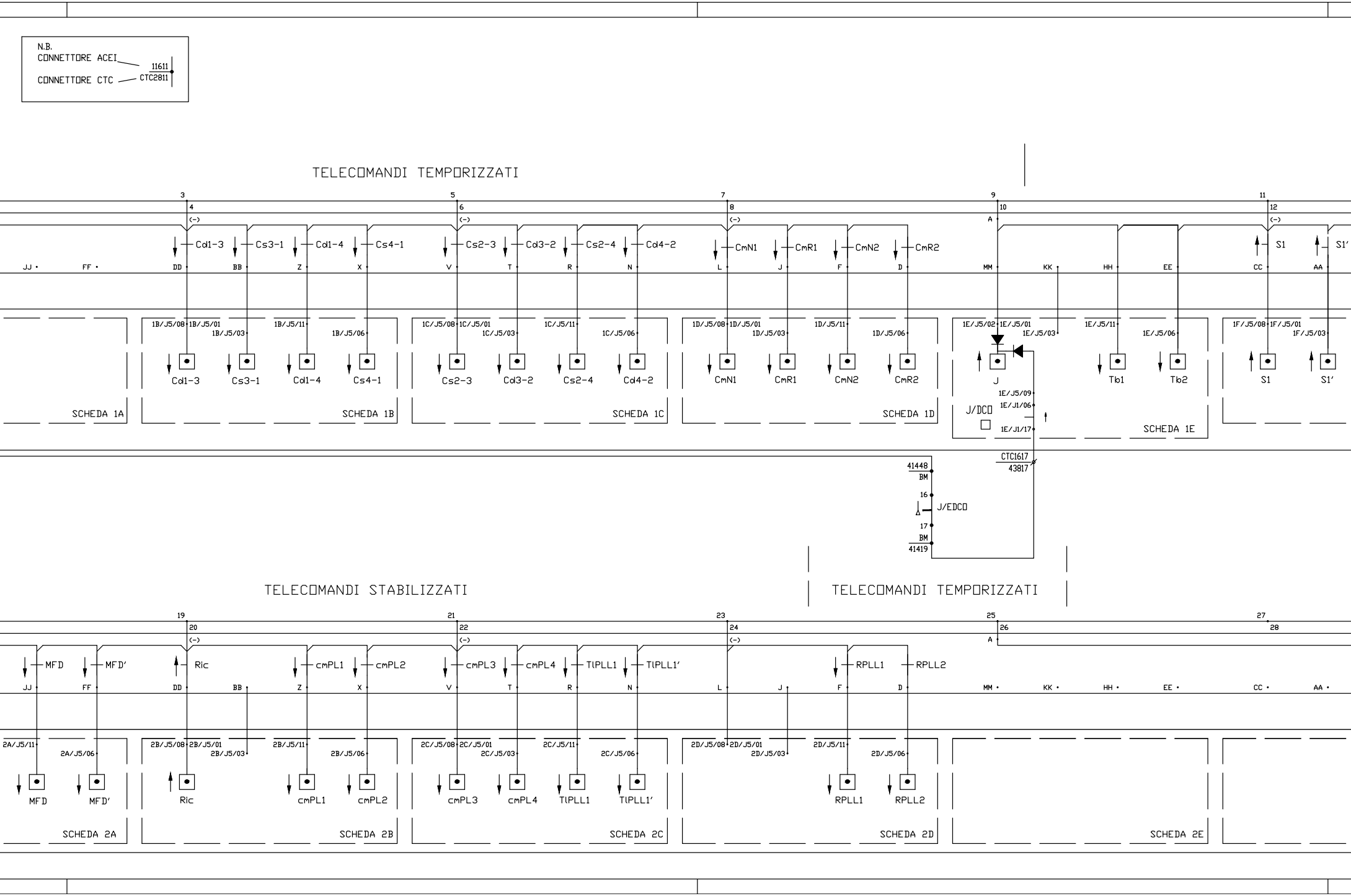
TELECOMANDI TEMPORIZZATI
3
4
5
6
7
8
9
10
11
12
(-)
A
Cd1-3
Cs3-1
Cd1-4
Cs4-1
Cs2-3
Cd3-2
Cs2-4
Cd4-2
CmN1
CmR1
CmN2
CmR2
S1
S1'
JJ
FF
DD
BB
Z
X
V
T
R
N
L
J
F
D
MM
KK
HH
EE
CC
AA
1B/J5/08
1B/J5/01
1B/J5/03
1B/J5/11
1B/J5/06
1C/J5/08
1C/J5/01
1C/J5/03
1C/J5/11
1C/J5/06
1D/J5/08
1D/J5/01
1D/J5/03
1D/J5/11
1D/J5/06
1E/J5/02
1E/J5/01
1E/J5/03
1E/J5/11
1E/J5/06
1F/J5/08
1F/J5/01
1F/J5/03
Tb1
Tb2
1E/J5/09
1E/J1/06
1E/J1/17
J/DC0
SCHEDA 1A
SCHEDA 1B
SCHEDA 1C
SCHEDA 1D
SCHEDA 1E
CTC1617
43817
41448
BM
16
J/EDC0
17
BM
41419
TELECOMANDI STABILIZZATI
TELECOMANDI TEMPORIZZATI
19
20
21
22
23
24
25
26
27
28
MFD
MFD'
Ric
cmPL1
cmPL2
cmPL3
cmPL4
TlPLL1
TlPLL1'
RPLL1
RPLL2
2A/J5/11
2A/J5/06
2B/J5/08
2B/J5/01
2B/J5/03
2B/J5/11
2B/J5/06
2C/J5/08
2C/J5/01
2C/J5/03
2C/J5/11
2C/J5/06
2D/J5/08
2D/J5/01
2D/J5/03
2D/J5/11
2D/J5/06
SCHEDA 2A
SCHEDA 2B
SCHEDA 2C
SCHEDA 2D
SCHEDA 2E

TELECOMANDI STABILIZZATI

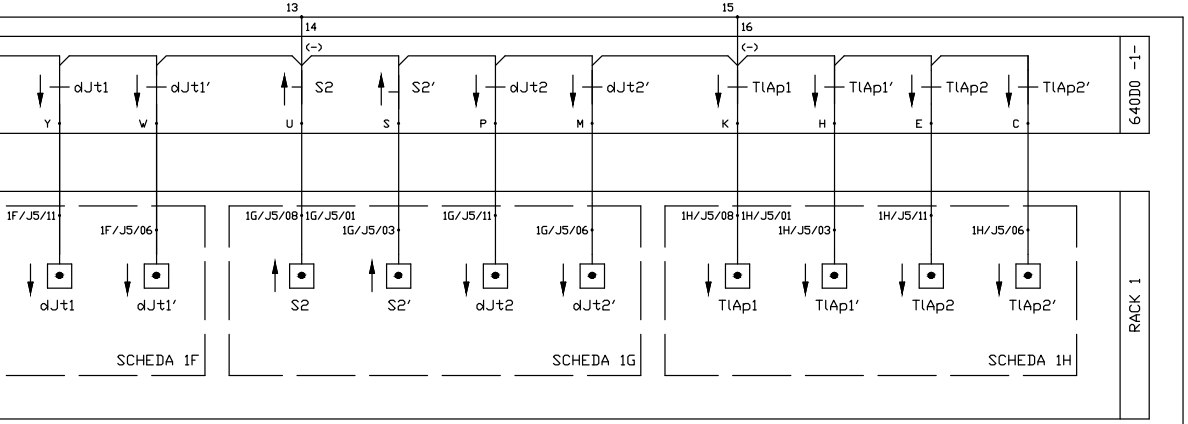
13
14
15
16
(-)
dJt1
dJt1'
S2
S2'
dJt2
dJt2'
TlAp1
TlAp1'
TlAp2
TlAp2'
Y
W
U
S
P
M
K
H
E
C
640D0 -1-
1F/J5/11
1F/J5/06
1G/J5/08
1G/J5/01
1G/J5/03
1G/J5/11
1G/J5/06
1H/J5/08
1H/J5/01
1H/J5/03
1H/J5/11
1H/J5/06
SCHEDA 1F
SCHEDA 1G
SCHEDA 1H
RACK 1

TELECOMANDI STABILIZZATI

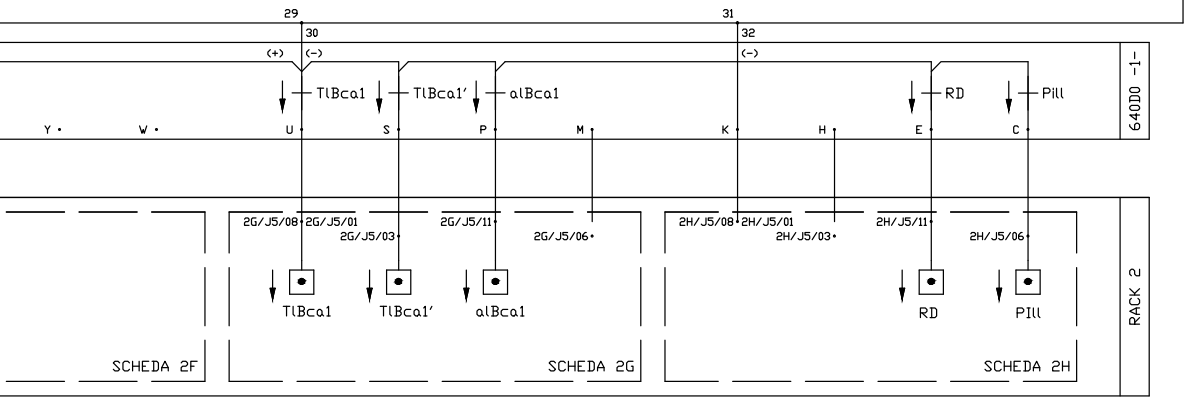
29
30
31
32
(+)
(-)
TlBca1
TlBca1'
alBca1
RD
PIll
Y
W
U
S
P
M
K
H
E
C
640D0 -1-
2G/J5/08
2G/J5/01
2G/J5/03
2G/J5/11
2G/J5/06
2H/J5/08
2H/J5/01
2H/J5/03
2H/J5/11
2H/J5/06
SCHEDA 2F
SCHEDA 2G
SCHEDA 2H
RACK 2

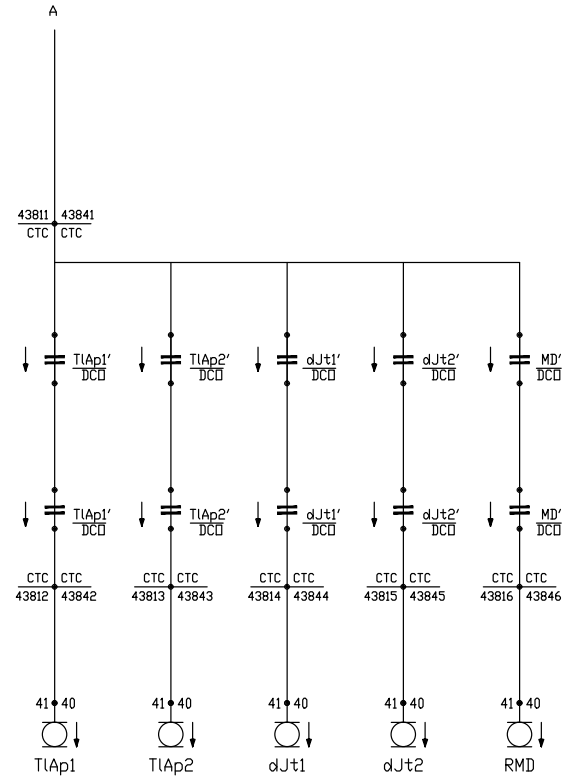
A
43811 CTC
43841 CTC
TlAp1' DCO
TlAp2' DCO
dJt1' DCO
dJt2' DCO
MD' DCO
CTC 43812
CTC 43842
CTC 43813
CTC 43843
CTC 43814
CTC 43844
CTC 43815
CTC 43845
CTC 43816
CTC 43846
41 40
TlAp1
TlAp2
dJt1
dJt2
RMD

TELECOMANDI TEMPORIZZATI SONO da 1–5 sec.

COMMITTENTE:

FER FERROVIE EMILIA ROMAGNA

DIREZIONE DI ESERCIZIO DELLA
FERROVIA PARMA - SUZZARA

SOGGETTO TECNICO:

FER FERROVIE EMILIA ROMAGNA

UFFICIO TECNICO

APPALTATORE:

INTERVENTO:

Progetto PITTI primo stralcio fase 1 linea PARMA - SUZZARA
Comando Centralizzato del Traffico (CTC) sulla Rete Ferroviaria Regionale in
concessione a FER-Ferrovie Emilia Romagna S.r.l.

ADEGUAMENTO SCENARIO FERROVIARIO

Linea: PARMA - SUZZARA
Impianto: Stazione di Boretto

Elaborato: Circuiti Trasmissione Telecomandi DCO

Tavola n. 26

Foglio: 02 di 04

Il Responsabile della Progettazione	CODICE ELABORATO IS.FER.PR_L001.13.T26.0204 REVISIONE: 00	FORMATO A4L	SCALA -

Rev.	Descrizione	Redatto	Data	Verificato	Data	Approvato DE	Data	Approvato UT	Data
00	Nuova Emissione per progetto PITTI 1° stralcio fase 1 e 2	Paini	Luglio 2012	Berigazzi	Agosto 2012				

File: LUZZARA TAV 26-3.dwg | immagine associata: ☐ | stile di stampa: RG_&_loghi.ctb

	1	2	3	4
1	01	01	01	01
2	01	01	01	01
3	01	01	01	01
4	01	01	01	01
5	01	01	01	01
6	01	01	01	01
7	01	01	01	01
8	01	01	01	01
9	01	01	01	01
0	01	01	01	01
	21	Arm: 2 Con: 34 2c - 20x1 mmq		

	1	2	3	4
1	01	01	01	01
2	01	01	01	01
3	01	01	01	01
4	01	01	01	01
5	01	01	01	01
6	01	01	01	01
7	01	01	01	01
8	01			01
9	01			01
0	01			01
	22	Arm: 3 Con: 13 2c - 20x1 mmq		

	1	2	3	4
1	01			01
2	01			01
3	01			01
4	01			01
5	01			01
6	01			01
7	01			01
8	01			01
9	01			01
0	01			01
	23	Arm: 4 Con: 18 2c - 20x1 mmq		

	1	2	3	4
1	04	04	04	04
2	04	04	04	04
3	04	04	04	04
4	04	04	04	04
5	04			
6	04			04
7	04	04	04	04
8	04	04	04	04
9	04	04	04	04
0	04	04	04	04
	11	Arm: 2 Con: 30 2c - 20x1 mmq		

	1	2	3	4
1	04	04	04	04
2	04	04	04	04
3	04	04	04	04
4	04			
5				
6				
7				
8				
9				
0				
	12	Arm: 3 Con: 26 2c - 20x1 mmq		

	1	2	3	4
1	04	04	04	04
2	04	04	04	04
3	04	04	04	04
4	04	04	04	04
5	04	04	04	04
6	04	04	04	04
7	04	04	04	04
8	04	04	04	04
9	04	04	04	04
0	04	04	02	04
	13	Arm: 4 Con: 33 2c - 20x1 mmq		

Utilizz. conne

	1	2	3	4
1	01	01	01	01
2	01	01	01	01
3	01	01	01	01
4	01	01	01	01
5	01	01	01	01
6	01	01		
7	01	01		
8	01	01		
9	01	01		
0	01	01	01	01

24 Arm: 6 Con: 37
2c - 20x1 mmq

	1	2	3	4
1				
2				
3				
4				
5				
6				
7				
8				
9				
0				

25 Arm: Con:

	1	2	3	4
1				
2				
3				
4				
5				
6				
7				
8				
9				
0				

26 Arm: Con:

	1	2	3	4
1				
2				
3				
4				
5				
6				
7				
8				
9				
0				

27 Arm: Con:

	1	2	3	4
1	02			02
2				
3	01			01
4				
5	02			02
6				
7	02			02
8				
9				
0				

28 Arm: 1 Con: 13
3c - 2x2.5 mmq

	1	2	3	4
1	04	04	04	04
2	04	04	04	04
3	04	04	04	04
4	04	04		04
5	04	04	04	04
6	04	04	04	04
7	04	04	04	04
8	04	04	04	04
9	04	04	04	04
0	04	04	04	04

14 Arm: 4 Con: 34
2c - 20x1 mmq

	1	2	3	4
1	04	04	04	04
2	04	04	04	04
3	04	04	04	04
4				
5				
6				
7				
8				
9				
0				

15 Arm: 6 Con: 29
2c - 20x1 mmq

	1	2	3	4
1	04	04	04	04
2	04	04	04	04
3	04	04	04	04
4	04	04	04	04
5	04	04	04	04
6	04	04	04	04
7	02	04	04	
8	04	04	04	04
9				
0				

16 Arm: 4 Con: 38
2c - 20x1 mmq

	1	2	3	4
1				
2				
3				
4				
5				
6				
7				
8				
9				
0				

17 Arm: Con:

	1	2	3	4
1				
2				
3				
4				
5				
6				
7				
8				
9				
0				

18 Arm: Con:

ttori AMP vista retro armadio

TIPO RELE'	NOME RELE	STATO	RACK	SCHEDA	RELE	ECCITAZIONE	20 9 10		7 19 8		17 6 18		4 16 5		14 3 15		1 13 2		NOTE
6/6			1	A	1														
6/6			1	A	2														
6/6			1	A	3														
6/6			1	A	4														
6/6	Cd1-3	↓	1	B	1	1	4	↑	4	↓									
6/6	Cs3-1	↓	1	B	2	1	4	↑	4	↓									
6/6	Cd1-4	↓	1	B	3	1	4	↑	4	↓									
6/6	Cs4-1	↓	1	B	4	1	4	↑	4	↓									
6/6	Cs2-3	↓	1	C	1	1	4	↑	4	↓									
6/6	Cd3-2	↓	1	C	2	1	4	↑	4	↓									
6/6	Cs2-4	↓	1	C	3	1	4	↑	4	↓									
6/6	Cd4-2	↓	1	C	4	1	4	↑	4	↓									
6/6	CmN1	↓	1	D	1	1	4	↕											
6/6	CmR1	↓	1	D	2	1	4	↕											
6/6	CmN2	↓	1	D	3	1	4	↕											
6/6	CmR2	↓	1	D	4	1	4	↕											
6/6	J	↑	1	E	1	1	4	↑	4	↑	2	↑							
6/6			1	E	2														
6/6	Tb1	↓	1	E	3	1	4	↑	4	↑	4	↓	4	↓					
6/6	Tb2	↓	1	E	4	1	4	↑	4	↑	4	↓	4	↓					
6/6	S1	↑	1	F	1	1	4	↑	4	↑	4	↑	4	↑	4	↓	4	↓	
6/6	S1′	↑	1	F	2	1	4	↑	4	↑	4	↑	4	↑	4	↓	4	↓	
6/6	dJt1	↓	1	F	3	1	4	↑	4	↑	4	↓	4	↓	4	↓	4	↓	
6/6	dJt1′	↓	1	F	4	1	4	↑	4	↑	4	↓	4	↓	4	↓	4	↓	
6/6	S2	↑	1	G	1	1	4	↑	4	↑	4	↑	4	↑	4	↓	4	↓	
6/6	S2′	↑	1	G	2	1	4	↑	4	↑	4	↑	4	↑	4	↓	4	↓	
6/6	dJt2	↓	1	G	3	1	4	↑	4	↑	4	↓	4	↓	4	↓	4	↓	
6/6	dJt2′	↓	1	G	4	1	4	↑	4	↑	4	↓	4	↓	4	↓	4	↓	
6/6	TlAp1	↓	1	H	1	1	4	↑	4	↑					4	↓			
6/6	TlAp1′	↓	1	H	2	1	4	↑	4	↑					4	↓			
6/6	TlAp2	↓	1	H	3	1	4	↑	4	↑					4	↓			
6/6	TlAp2′	↓	1	H	4	1	4	↑	4	↑					4	↓			

TIPO RELE'	NOME RELE	STATO	RACK	SCHEDA	RELE	ECCITAZIONE	20 9 10		7 19 8		17 6 18		4 16 5		14 3 15		1 13 2		NOTE
6/6	MD	↓	2	A	1	1	4	↑	4	↑	4	↓	4	↓					
6/6	MD'	↓	2	A	2	1	4	↑	4	↑	4	↓	4	↓					
6/6	MFD	↓	2	A	3	1	4	↑	4	↑							4	↓	
6/6	MFD'	↓	2	A	4	1	4	↑	4	↑							4	↓	
6/6	Ric	↑	2	B	1	1	4	↑											
6/6			2	B	2														
6/6	CmPL1	↓	2	B	3	1	4	↕											
6/6	CmPL2	↓	2	B	4	1	4	↕											
6/6	CmPL3	↓	2	C	1	1	4	↕											
6/6	CmPL4	▾	2	C	2	1	4	↕											
6/6	TlPLL1	↓	2	C	3	1	4	↓	4	↓	4	↑	4	↑					
6/6	TlPLL1'	↓	2	C	4	1	4	↓	4	↓	4	↑	4	↑					
6/6			2	D	1														
6/6			2	D	2														
6/6	RPLL1	↓	2	D	3	1	4	↓	4	↑									
6/6	RPLL2	↓	2	D	4	1	4	↓	4	↑	4	↓	4	↓					
6/6			2	E	1														
6/6			2	E	2														
6/6			2	E	3														
6/6			2	E	4														
6/6			2	F	1														
6/6			2	F	2														
6/6			2	F	3														
6/6			2	F	4														
6/6	TlBca1		2	G	1	1	4	↑	4	↑	4	↓	4	↑	4	↓			
6/6	TlBca1'		2	G	2	1	4	↓	4	↓	4	↓	4	↓	4	↓			
6/6	alBca1		2	G	3	1	4	↓											
6/6			2	G	4														
6/6			2	H	1														
6/6			2	H	2														
6/6	RD	↓	2	H	3	1	4	↑	4	↑									
6/6	Pill	↓	2	H	4	1	4	↑	4	↑									

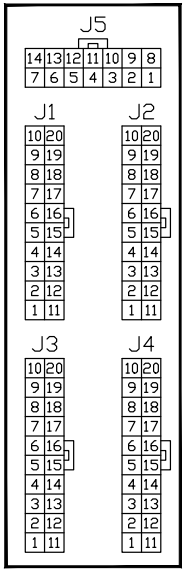
J5
14 13 12 11 10 9 8
7 6 5 4 3 2 1
J1
J2
J3
J4
10 20
9 19
8 18
7 17
6 16
5 15
4 14
3 13
2 12
1 11

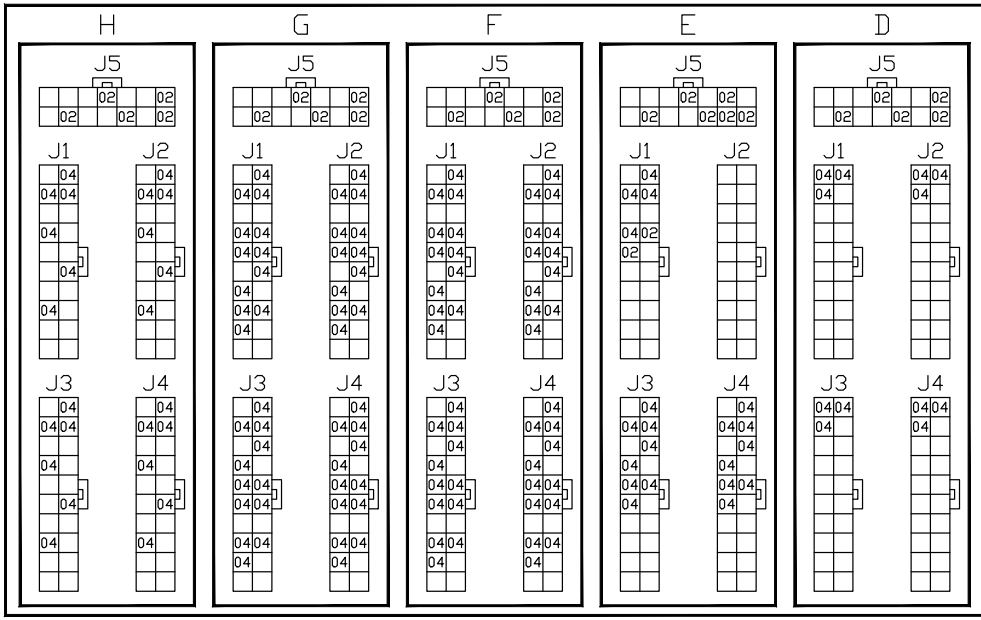
H
G
F
E
D
J5
J1
J2
J3
J4
02
04

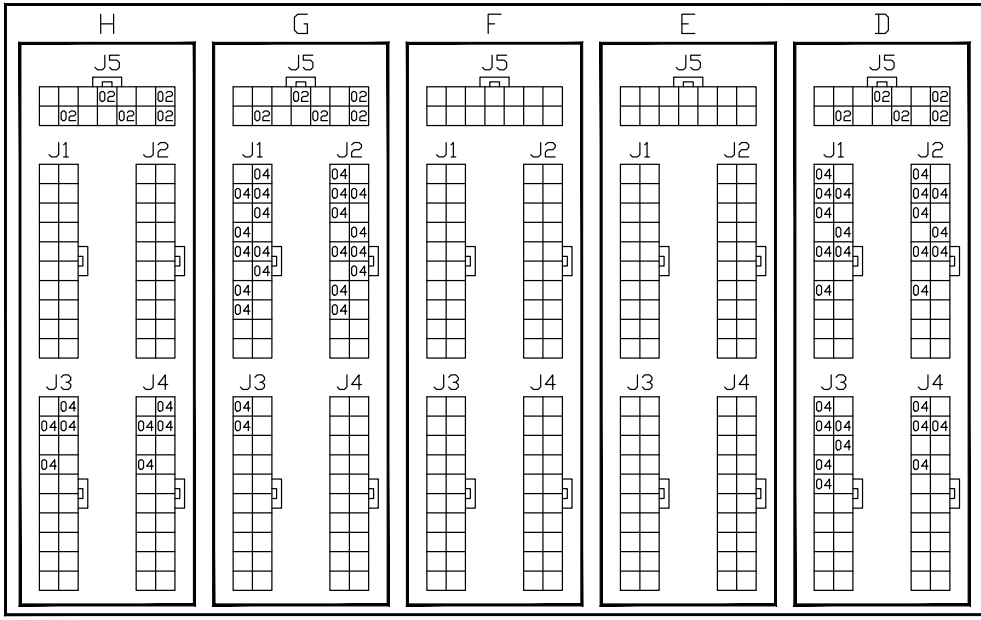
H
G
F
E
D
J5
J1
J2
J3
J4
02
04

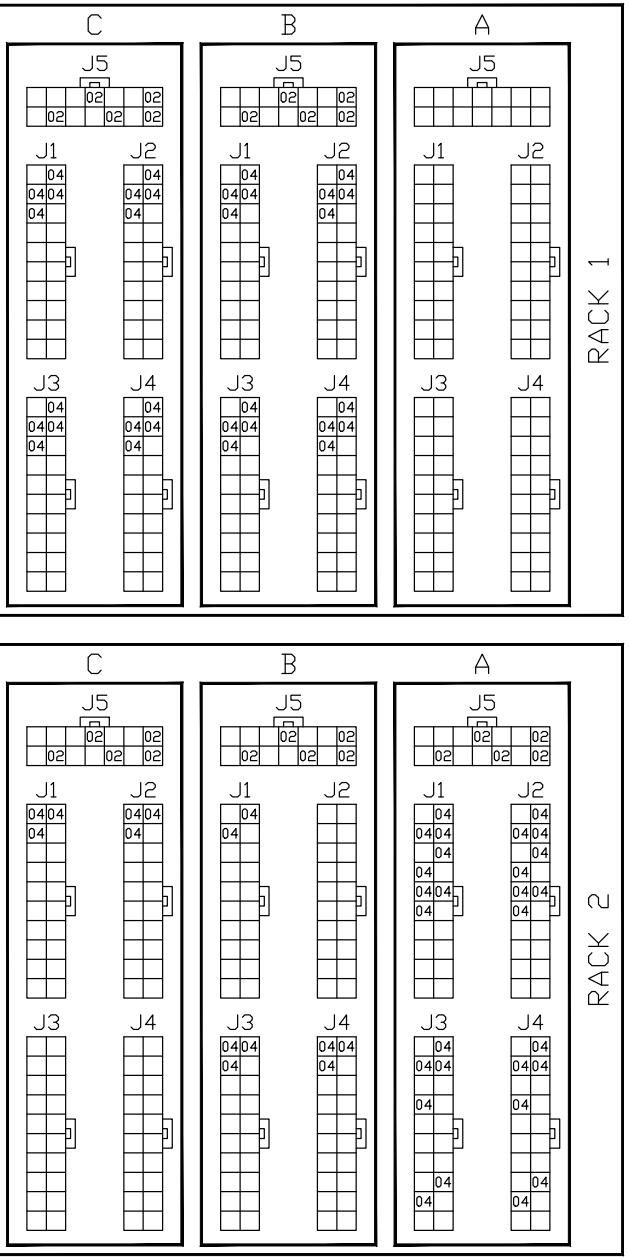
C
B
A
J5
J1
J2
J3
J4
02
04
RACK 1
RACK 2

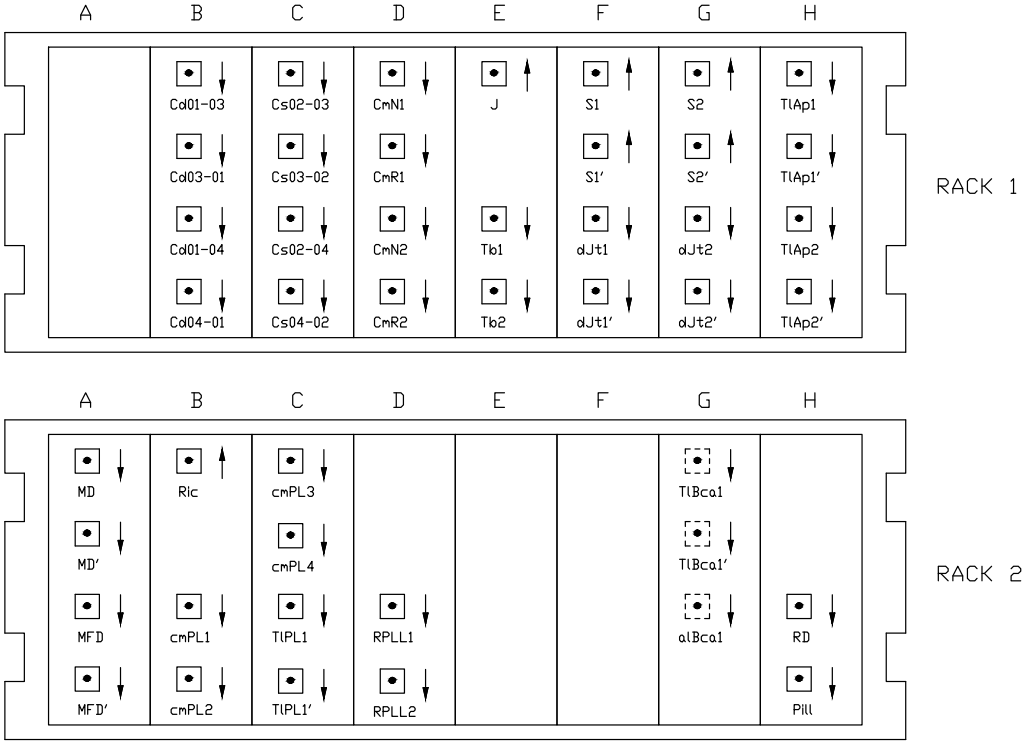
A
B
C
D
E
F
G
H
Cd01-03
Cs02-03
CmN1
J
S1
S2
TlAp1
Cd03-01
Cs03-02
CmR1
S1'
S2'
TlAp1'
Cd01-04
Cs02-04
CmN2
Tb1
dJt1
dJt2
TlAp2
Cd04-01
Cs04-02
CmR2
Tb2
dJt1'
dJt2'
TlAp2'
RACK 1
MD
Ric
cmPL3
TlBca1
MD'
cmPL4
TlBca1'
MFD
cmPL1
TlPL1
RPLL1
alBca1
RD
MFD'
cmPL2
TlPL1'
RPLL2
Pill
RACK 2

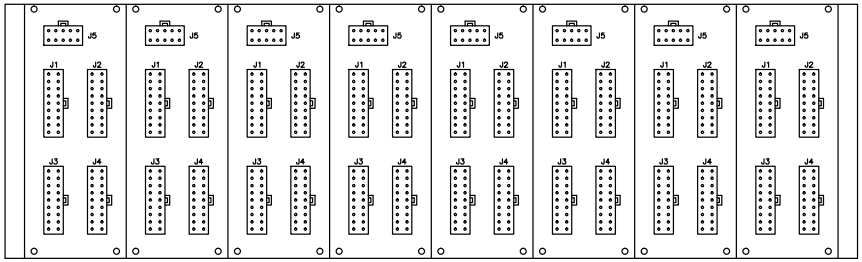
J5
J1
J2
J3
J4

VISTA POSTERIORE LATO MINIBUS

LEGENDA

☐ MICRORELE' SIEMENS 4/4 CONTATTI

⊡ MICRORELE' SIEMENS 6/6 CONTATTI

↑ MICRORELE' NORMALMENTE ECCITATO

↓ MICRORELE' NORMALMENTE DISECCITATO

⌒ MOLLETTA

COMMITTENTE:

FER FERROVIE EMILIA ROMAGNA

DIREZIONE DI ESERCIZIO DELLA
FERROVIA PARMA - SUZZARA

SOGGETTO TECNICO:

FER FERROVIE EMILIA ROMAGNA

UFFICIO TECNICO

APPALTATORE:

INTERVENTO:

Progetto PITTI primo stralcio fase 1 linea PARMA - SUZZARA
Comando Centralizzato del Traffico (CTC) sulla Rete Ferroviaria Regionale in
concessione a FER-Ferrovie Emilia Romagna S.r.l.

ADEGUAMENTO SCENARIO FERROVIARIO

Linea: PARMA - SUZZARA
Impianto: Stazione di Luzzara

Elaborato: **Disposizione apparecchiature Armadio CTC**

Tavola n. **26**

Foglio: 03 di 04

Il Responsabile della Progettazione	CODICE ELABORATO	FORMATO	SCALA
	IS.FER.PR_L001.05.T26.0304 REVISIONE: 00	A3L	-

Rev.	Descrizione	Redatto	Data	Verificato	Data	Approvato DE	Data	Approvato UT	Data
00	Nuova Emissione per progetto PITTI 1° stralcio fase 1 e 2	Paini	Febbraio 2012	Berigazzi	Agosto 2012				

File: LUZZARA TAV 26-3.dwg | immagine associata: ☐ | stile di stampa: RG_&_loghi.ctb

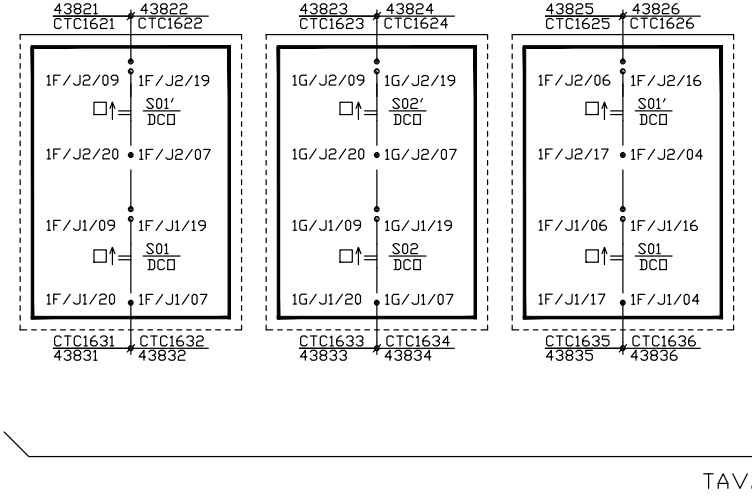
43821
CTC1621
43822
CTC1622
1F/J2/09
1F/J2/19
S01'
DC□
1F/J2/20
1F/J2/07
1F/J1/09
1F/J1/19
S01
DC□
1F/J1/20
1F/J1/07
CTC1631
43831
CTC1632
43832
43823
CTC1623
43824
CTC1624
1G/J2/09
1G/J2/19
S02'
DC□
1G/J2/20
1G/J2/07
1G/J1/09
1G/J1/19
S02
DC□
1G/J1/20
1G/J1/07
CTC1633
43833
CTC1634
43834
43825
CTC1625
43826
CTC1626
1F/J2/06
1F/J2/16
S01'
DC□
1F/J2/17
1F/J2/04
1F/J1/06
1F/J1/16
S01
DC□
1F/J1/17
1F/J1/04
CTC1635
43835
CTC1636
43836
TAV

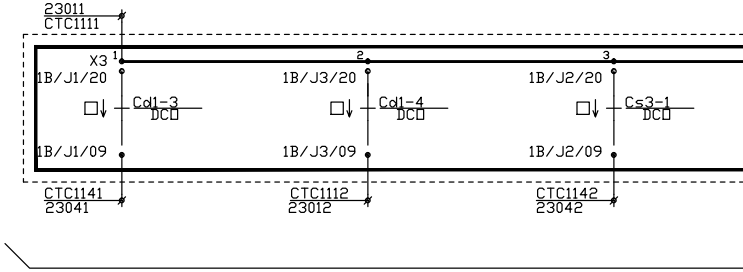
23011
CTC1111
X3
1
2
3
1B/J1/20
Cd1-3
DC□
1B/J1/09
1B/J3/20
Cd1-4
DC□
1B/J3/09
1B/J2/20
Cs3-1
DC□
1B/J2/09
CTC1141
23041
CTC1112
23012
CTC1142
23042

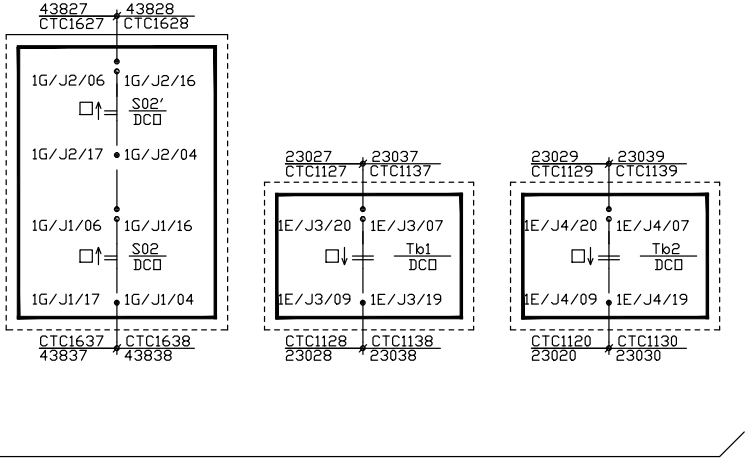
43827
CTC1627
43828
CTC1628
1G/J2/06
1G/J2/16
S02'
DC□
1G/J2/17
1G/J2/04
1G/J1/06
1G/J1/16
S02
DC□
1G/J1/17
1G/J1/04
CTC1637
43837
CTC1638
43838
23027
CTC1127
23037
CTC1137
1E/J3/20
1E/J3/07
Tb1
DC□
1E/J3/09
1E/J3/19
CTC1128
23028
CTC1138
23038
23029
CTC1129
23039
CTC1139
1E/J4/20
1E/J4/07
Tb2
DC□
1E/J4/09
1E/J4/19
CTC1120
23020
CTC1130
23030

. 12

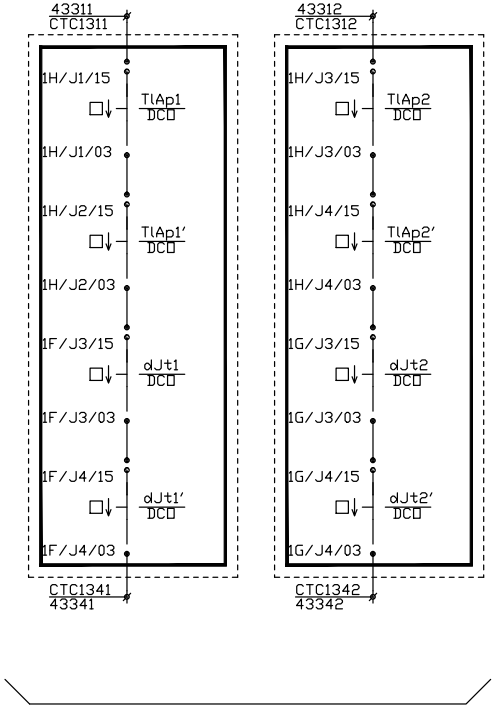
43311
CTC1311
1H/J1/15
TlAp1
DC□
1H/J1/03
1H/J2/15
TlAp1'
DC□
1H/J2/03
1F/J3/15
dJt1
DC□
1F/J3/03
1F/J4/15
dJt1'
DC□
1F/J4/03
CTC1341
43341
43312
CTC1312
1H/J3/15
TlAp2
DC□
1H/J3/03
1H/J4/15
TlAp2'
DC□
1H/J4/03
1G/J3/15
dJt2
DC□
1G/J3/03
1G/J4/15
dJt2'
DC□
1G/J4/03
CTC1342
43342

TAV. 13

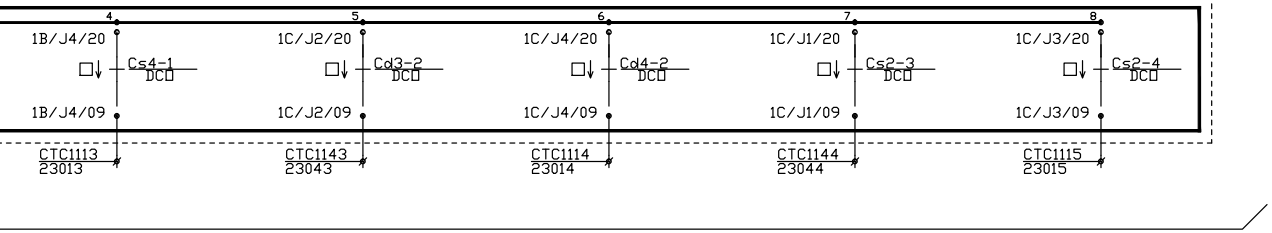
4
5
6
7
8
1B/J4/20
Cs4-1
DC□
1B/J4/09
CTC1113
23013
1C/J2/20
Cd3-2
DC□
1C/J2/09
CTC1143
23043
1C/J4/20
Cd4-2
DC□
1C/J4/09
CTC1114
23014
1C/J1/20
Cs2-3
DC□
1C/J1/09
CTC1144
23044
1C/J3/20
Cs2-4
DC□
1C/J3/09
CTC1115
23015

TAV. 11

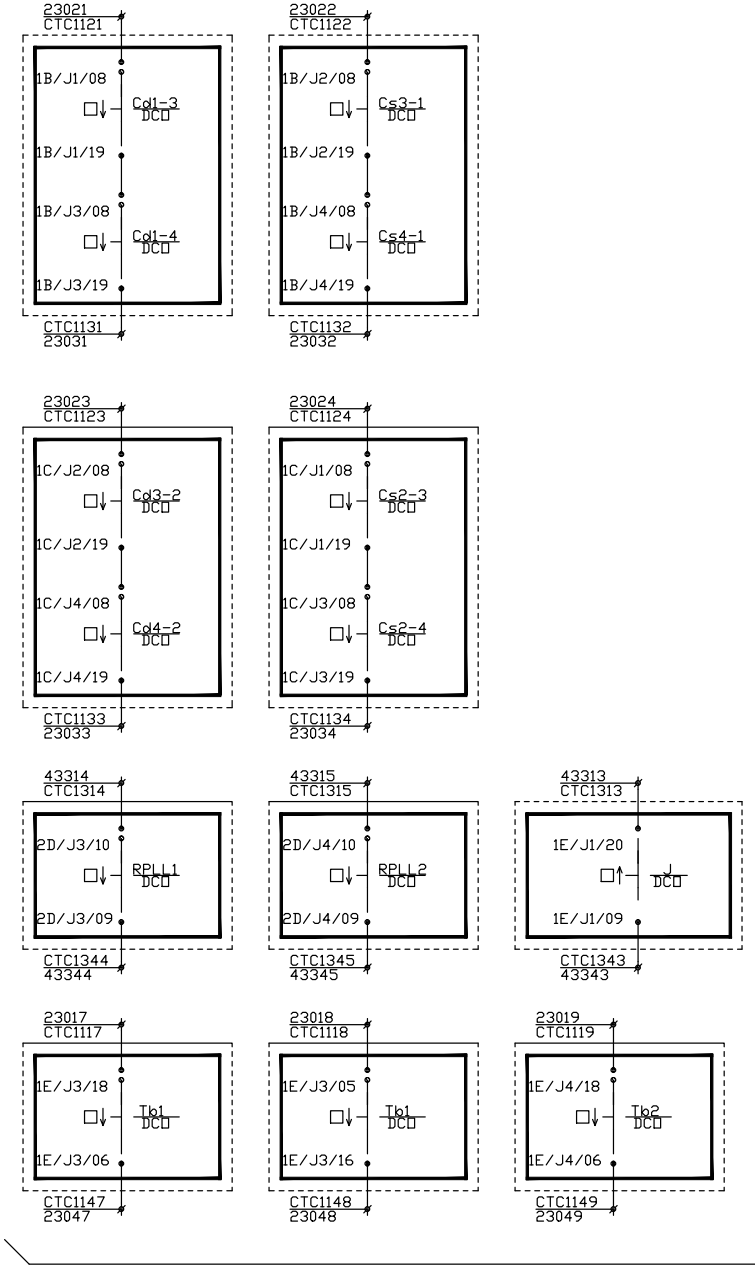
23021
CTC1121
1B/J1/08
Cd1-3
DC□
1B/J1/19
1B/J3/08
Cd1-4
DC□
1B/J3/19
CTC1131
23031
23022
CTC1122
1B/J2/08
Cs3-1
DC□
1B/J2/19
1B/J4/08
Cs4-1
DC□
1B/J4/19
CTC1132
23032
23023
CTC1123
1C/J2/08
Cd3-2
DC□
1C/J2/19
1C/J4/08
Cd4-2
DC□
1C/J4/19
CTC1133
23033
23024
CTC1124
1C/J1/08
Cs2-3
DC□
1C/J1/19
1C/J3/08
Cs2-4
DC□
1C/J3/19
CTC1134
23034
43314
CTC1314
2D/J3/10
RPLL1
DC□
2D/J3/09
CTC1344
43344
43315
CTC1315
2D/J4/10
RPLL2
DC□
2D/J4/09
CTC1345
43345
43313
CTC1313
1E/J1/20
J
DC□
1E/J1/09
CTC1343
43343
23017
CTC1117
1E/J3/18
Tb1
DC□
1E/J3/06
CTC1147
23047
23018
CTC1118
1E/J3/05
Tb1
DC□
1E/J3/16
CTC1148
23048
23019
CTC1119
1E/J4/18
Tb2
DC□
1E/J4/06
CTC1149
23049

TAV. 16

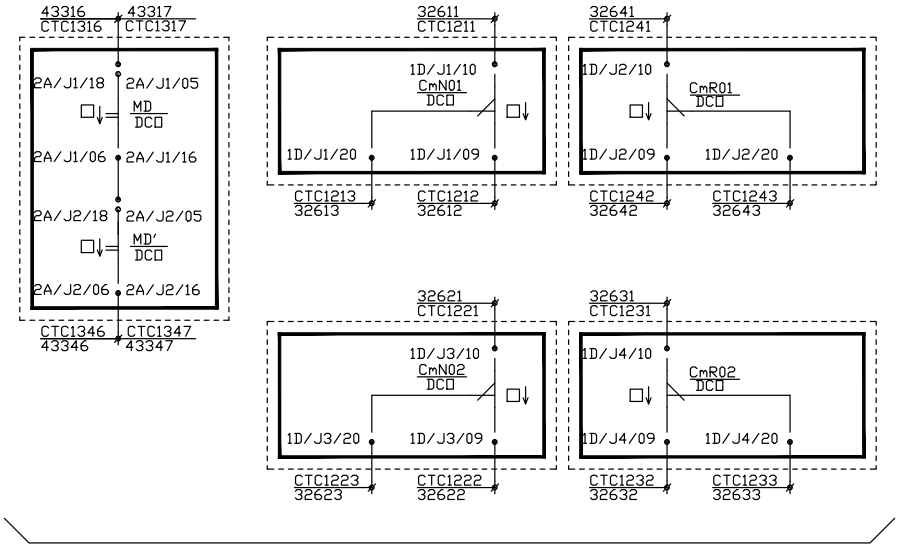
43316
CTC1316
43317
CTC1317
2A/J1/18
2A/J1/05
MD
DC□
2A/J1/06
2A/J1/16
2A/J2/18
2A/J2/05
MD'
DC□
2A/J2/06
2A/J2/16
CTC1346
43346
CTC1347
43347
32611
CTC1211
1D/J1/10
CmN01
DC□
1D/J1/20
1D/J1/09
CTC1213
32613
CTC1212
32612
32641
CTC1241
1D/J2/10
CmR01
DC□
1D/J2/09
1D/J2/20
CTC1242
32642
CTC1243
32643
32621
CTC1221
1D/J3/10
CmN02
DC□
1D/J3/20
1D/J3/09
CTC1223
32623
CTC1222
32622
32631
CTC1231
1D/J4/10
CmR02
DC□
1D/J4/09
1D/J4/20
CTC1232
32632
CTC1233
32633

TAV. 17/1

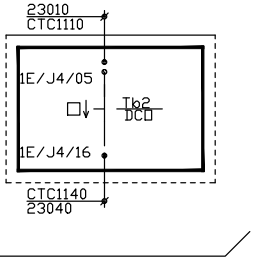
23010
CTC1110
1E/J4/05
Tb2
DC□
1E/J4/16
CTC1140
23040

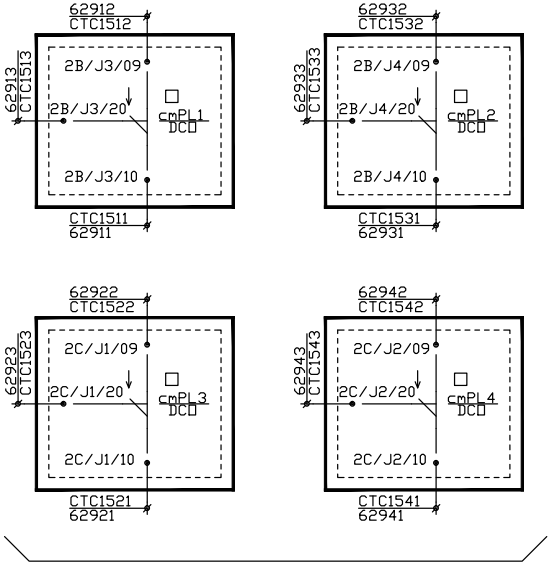
62912
CTC1512
62913
CTC1513
2B/J3/09
2B/J3/20
cmPL1
DC□
2B/J3/10
CTC1511
62911
62932
CTC1532
62933
CTC1533
2B/J4/09
2B/J4/20
cmPL2
DC□
2B/J4/10
CTC1531
62931
62922
CTC1522
62923
CTC1523
2C/J1/09
2C/J1/20
cmPL3
DC□
2C/J1/10
CTC1521
62921
62942
CTC1542
62943
CTC1543
2C/J2/09
2C/J2/20
cmPL4
DC□
2C/J2/10
CTC1541
62941

TAV. 17/2

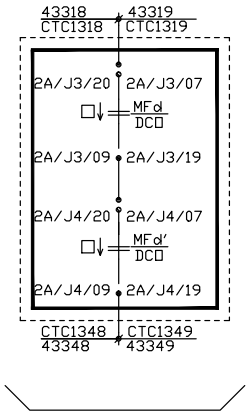
43318
CTC1318
43319
CTC1319
2A/J3/20
2A/J3/07
MFd
DC□
2A/J3/09
2A/J3/19
2A/J4/20
2A/J4/07
MFd'
DC□
2A/J4/09
2A/J4/19
CTC1348
43348
CTC1349
43349

TAV. 18

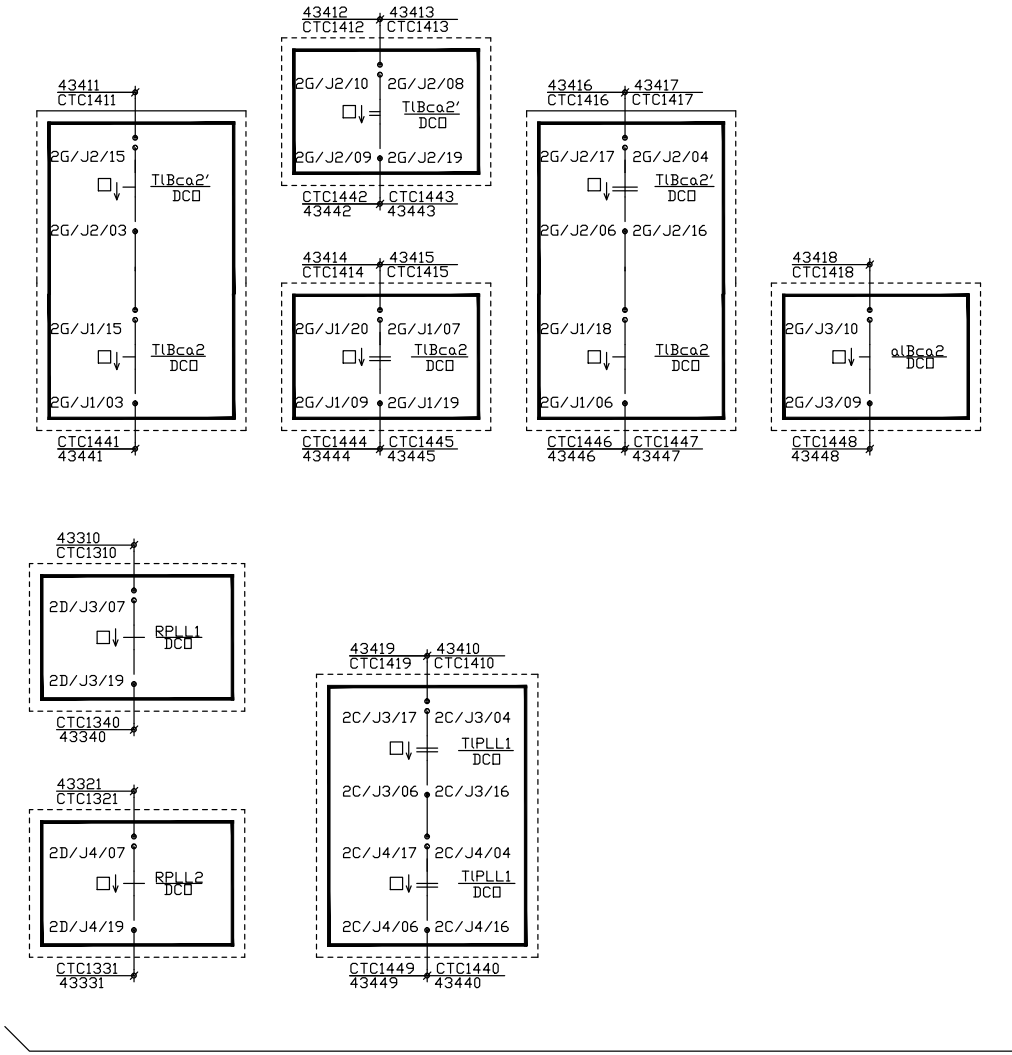
43411
CTC1411
2G/J2/15
TlBca2'
DC□
2G/J2/03
2G/J1/15
TlBca2
DC□
2G/J1/03
CTC1441
43441
43412
CTC1412
43413
CTC1413
2G/J2/10
2G/J2/08
TlBca2'
DC□
2G/J2/09
2G/J2/19
CTC1442
43442
CTC1443
43443
43414
CTC1414
43415
CTC1415
2G/J1/20
2G/J1/07
TlBca2
DC□
2G/J1/09
2G/J1/19
CTC1444
43444
CTC1445
43445
43416
CTC1416
43417
CTC1417
2G/J2/17
2G/J2/04
TlBca2'
DC□
2G/J2/06
2G/J2/16
2G/J1/18
TlBca2
DC□
2G/J1/06
CTC1446
43446
CTC1447
43447
43418
CTC1418
2G/J3/10
alBca2
DC□
2G/J3/09
CTC1448
43448
43310
CTC1310
2D/J3/07
RPLL1
DC□
2D/J3/19
CTC1340
43340
43321
CTC1321
2D/J4/07
RPLL2
DC□
2D/J4/19
CTC1331
43331
43419
CTC1419
43410
CTC1410
2C/J3/17
2C/J3/04
TlPLL1
DC□
2C/J3/06
2C/J3/16
2C/J4/17
2C/J4/04
TlPLL1
DC□
2C/J4/06
2C/J4/16
CTC1449
43449
CTC1440
43440

TAV. 20

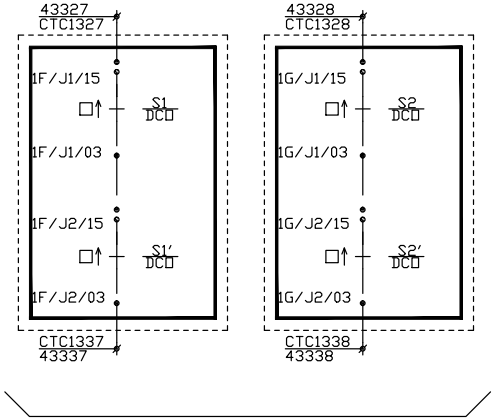

43327
CTC1327
1F/J1/15
□↑
S1
DC□
1F/J1/03
1F/J2/15
□↑
S1'
DC□
1F/J2/03
CTC1337
43337
43328
CTC1328
1G/J1/15
□↑
S2
DC□
1G/J1/03
1G/J2/15
□↑
S2'
DC□
1G/J2/03
CTC1338
43338

TAV. 25/1

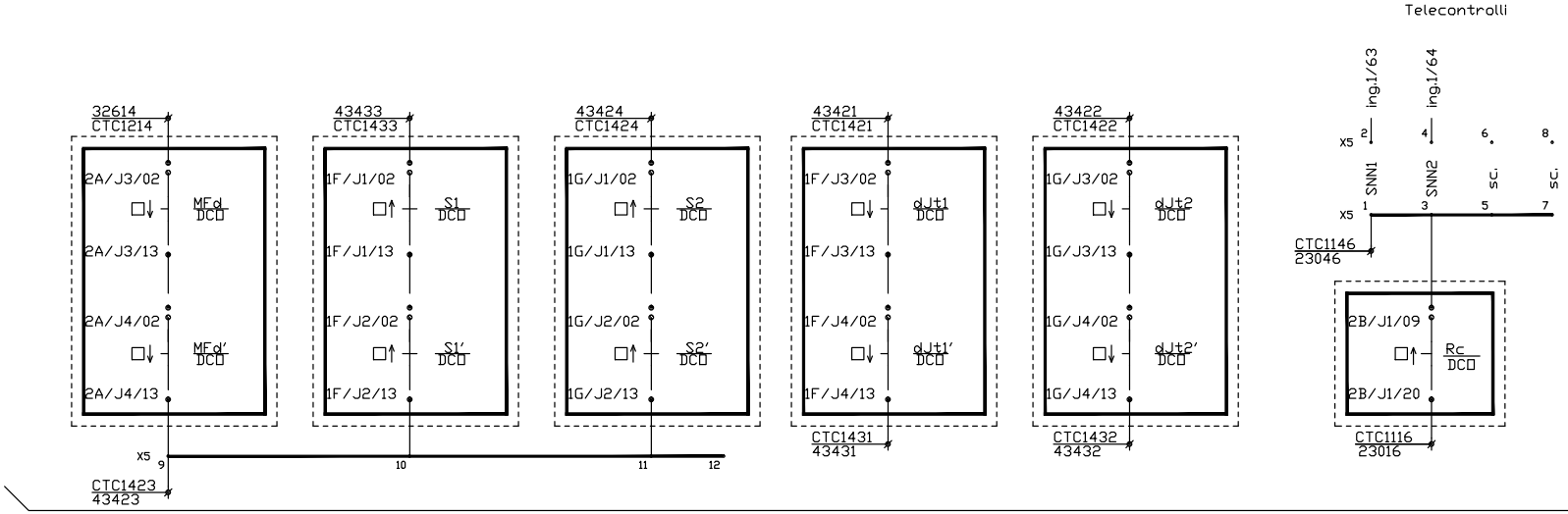

Telecontrolli
32614
CTC1214
2A/J3/02
□↓
MFd
DC□
2A/J3/13
2A/J4/02
□↓
MFd'
DC□
2A/J4/13
X5
9
CTC1423
43423
43433
CTC1433
1F/J1/02
□↑
S1
DC□
1F/J1/13
1F/J2/02
□↑
S1'
DC□
1F/J2/13
10
43424
CTC1424
1G/J1/02
□↑
S2
DC□
1G/J1/13
1G/J2/02
□↑
S2'
DC□
1G/J2/13
11
12
43421
CTC1421
1F/J3/02
□↓
dJt1
DC□
1F/J3/13
1F/J4/02
□↓
dJt1'
DC□
1F/J4/13
CTC1431
43431
43422
CTC1422
1G/J3/02
□↓
dJt2
DC□
1G/J3/13
1G/J4/02
□↓
dJt2'
DC□
1G/J4/13
CTC1432
43432
ing.1/63
ing.1/64
X5
2
4
6
8
SNN1
SNN2
sc.
sc.
X5
1
3
5
7
CTC1146
23046
2B/J1/09
□↑
Rc
DC□
2B/J1/20
CTC1116
23016

TAV. 26/1

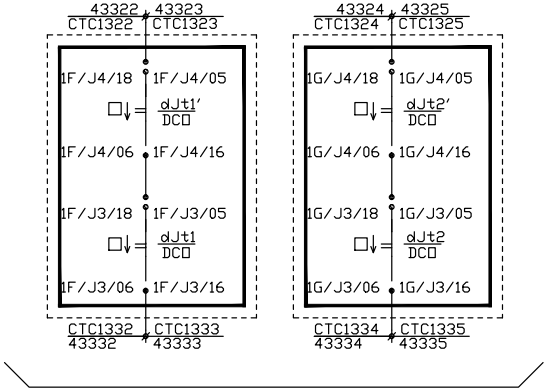

43322
CTC1322
43323
CTC1323
1F/J4/18
1F/J4/05
□↓
dJt1'
DC□
1F/J4/06
1F/J4/16
1F/J3/18
1F/J3/05
□↓
dJt1
DC□
1F/J3/06
1F/J3/16
CTC1332
43332
CTC1333
43333
43324
CTC1324
43325
CTC1325
1G/J4/18
1G/J4/05
□↓
dJt2'
DC□
1G/J4/06
1G/J4/16
1G/J3/18
1G/J3/05
□↓
dJt2
DC□
1G/J3/06
1G/J3/16
CTC1334
43334
CTC1335
43335

TAV. 21

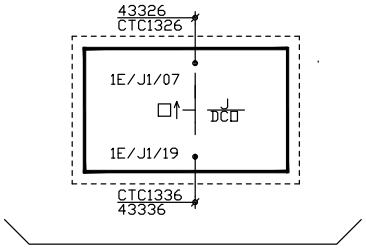

43326
CTC1326
1E/J1/07
□↑
J
DC□
1E/J1/19
CTC1336
43336

TAV. 22

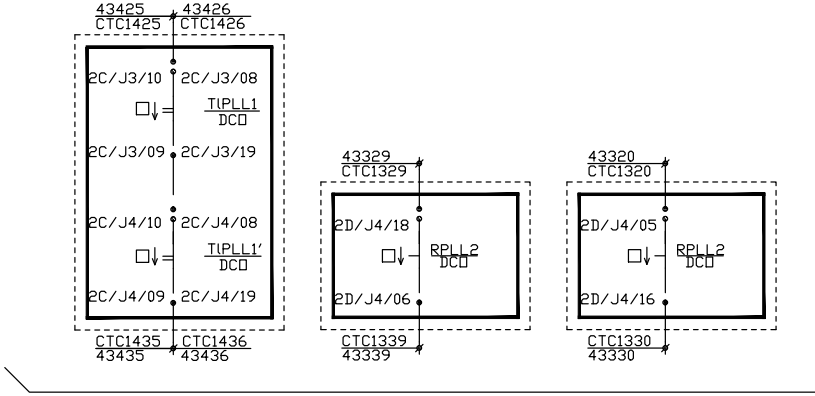

43425
CTC1425
43426
CTC1426
2C/J3/10
2C/J3/08
□↓
TIPLL1
DC□
2C/J3/09
2C/J3/19
2C/J4/10
2C/J4/08
□↓
TIPLL1'
DC□
2C/J4/09
2C/J4/19
CTC1435
43435
CTC1436
43436
43329
CTC1329
2D/J4/18
□↓
RPLL2
DC□
2D/J4/06
CTC1339
43339
43320
CTC1320
2D/J4/05
□↓
RPLL2
DC□
2D/J4/16
CTC1330
43330

TAV. 37

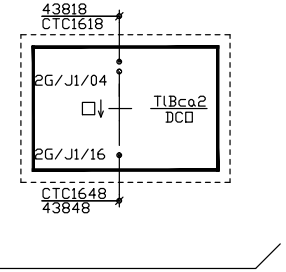
43818
CTC1618
2G/J1/04
TlBca2
DC□
2G/J1/16
CTC1648
43848

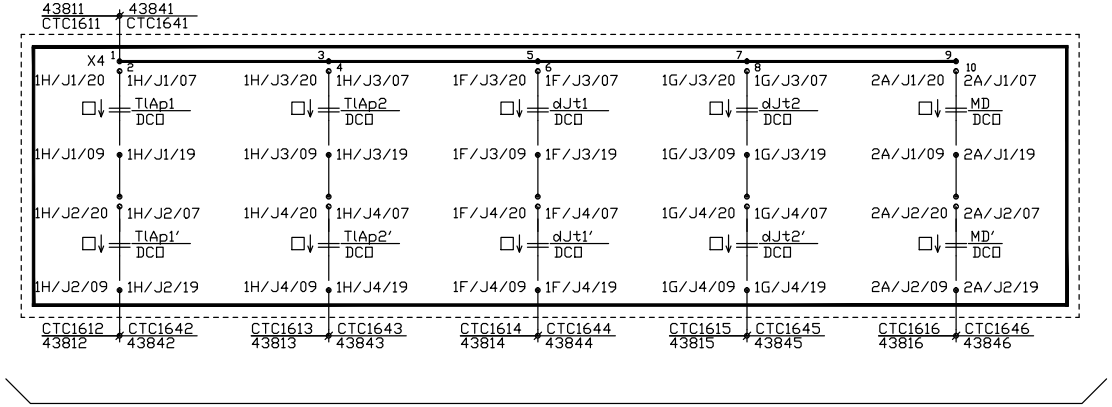
43811
CTC1611
43841
CTC1641
X4
1
2
3
4
5
6
7
8
9
10
1H/J1/20
1H/J1/07
TlAp1
DC□
1H/J1/09
1H/J1/19
1H/J2/20
1H/J2/07
TlAp1'
DC□
1H/J2/09
1H/J2/19
1H/J3/20
1H/J3/07
TlAp2
DC□
1H/J3/09
1H/J3/19
1H/J4/20
1H/J4/07
TlAp2'
DC□
1H/J4/09
1H/J4/19
1F/J3/20
1F/J3/07
dJt1
DC□
1F/J3/09
1F/J3/19
1F/J4/20
1F/J4/07
dJt1'
DC□
1F/J4/09
1F/J4/19
1G/J3/20
1G/J3/07
dJt2
DC□
1G/J3/09
1G/J3/19
1G/J4/20
1G/J4/07
dJt2'
DC□
1G/J4/09
1G/J4/19
2A/J1/20
2A/J1/07
MD
DC□
2A/J1/09
2A/J1/19
2A/J2/20
2A/J2/07
MD'
DC□
2A/J2/09
2A/J2/19
CTC1612
43812
CTC1642
43842
CTC1613
43813
CTC1643
43843
CTC1614
43814
CTC1644
43844
CTC1615
43815
CTC1645
43845
CTC1616
43816
CTC1646
43846

TAV. 26/2

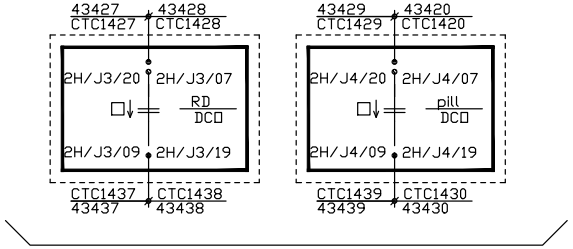
43427
CTC1427
43428
CTC1428
2H/J3/20
2H/J3/07
RD
DC□
2H/J3/09
2H/J3/19
CTC1437
43437
CTC1438
43438
43429
CTC1429
43420
CTC1420
2H/J4/20
2H/J4/07
pill
DC□
2H/J4/09
2H/J4/19
CTC1439
43439
CTC1430
43430

TAV. xx

COMMITTENTE:

/FER/ FERROVIE EMILIA ROMAGNA

DIREZIONE DI ESERCIZIO DELLA
FERROVIA PARMA - SUZZARA

SOGGETTO TECNICO:

/FER/ FERROVIE EMILIA ROMAGNA

UFFICIO TECNICO

APPALTATORE:

INTERVENTO:

Progetto PITTI primo stralcio fase 1 linea PARMA - SUZZARA
Comando Centralizzato del Traffico (CTC) sulla Rete Ferroviaria Regionale in concessione a FER-Ferrovie Emilia Romagna S.r.l.

ADEGUAMENTO SCENARIO FERROVIARIO

Linea: PARMA - SUZZARA
Impianto: Stazione di Luzzara

Elaborato: Tocchi CTC

Tavola n. 26
Foglio: 04 di 04

Il Responsabile della Progettazione	CODICE ELABORATO	FORMATO	SCALA
	IS.FER.PR_L001.05.T26.0404 REVISIONE: 00	A4L	-

Rev.	Descrizione	Redatto	Data	Verificato	Data	Approvato DE	Data	Approvato UT	Data
00	Nuova Emissione per progetto PITTI 1° stralcio fase 1 e 2	Berigazzi	Luglio 2012	Berigazzi	Agosto 2012				

File: LUZZARA TAV 26-3.dwg | immagine associata: ☐ | stile di stampa: RG_&_loghi.ctb